

ELECTRIC HOME CARE BED

medsurge 
technics for life

medik



ELECTRIC HOME CARE BED

YA-DH5-2U

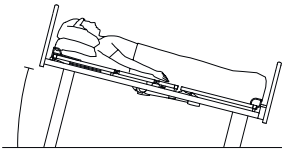
DESCRIPTION

This bed is an elegant nursing bed designed for home care and nursing center. Design with Integration of patient's safety, comfort, environment harmony, the nursing bed is very well recognized with the market. Warm brown wood grain design increases the patient's sense of belonging and makes the atmosphere more warm. Further, thanks to the special packing design, the bed is also welcome with private market due to minimized and optimized packages.



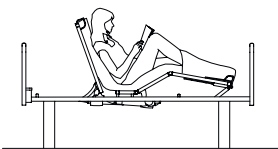
FEATURES

- Electrically operated profiling bed for community and nursing home use
- Wooden head and footboard with aluminum columns around
- Adjustable self-locking side rails providing additional safety which can be released at both head and foot ends
- Safe work load (SWL) 180Kg
- Variable height (400mm - 800mm)
- Remote handset control
- High-quality castors (castor diameter: 100mm)
- Quick and easy assembly in limited space



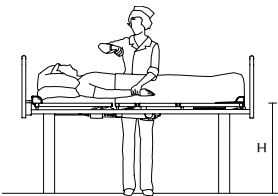
TREN/REVERSE-TREN POSTION

It can be easily controlled by remote hand control to a reasonable degree if any requirement.



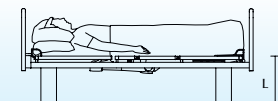
AUTO COUNTER FUNCTION

The bed can be adjust easily to a comfortable seating position to watch TV or read book.



HIGH POSITION

Max height 800mm is a comfortable height for doctor to examine without straining the doctor back.



LOW POSITION

The ideal sleeping position, during which the back board and knee board are put horizontally. It will protect user well from falling down.



Germany Dewert control system



CONTROL SYSTEM

The bed control system uses the German DEWERT, and the linear heavy duty type actuator guarantees the safe load capacity will be 180 KG weight and can adjust the different positions .




AUTO COUNTER FUNCTION

The bed can be adjusted with one button to a comfortable seating position to watch TV or read book.



SIDE RAIL

The full-length side rail minimize the risk of the patient falling down, and the height of the guardrail can be adjusted by pressing button.



REMOTE CONTROL

The hand control with clear icon is beneficial for medical staff which can control the bed position from a remote distance.




CASTOR

Four ϕ 10 cm swivel casters with brakes , easy to move the patient and fixed in any desired position.




BED FRAME

Four pieces of welded bed board, light but strong, with mattress holders.



CALF BOARD

Calf board can be adjusted by racks, which can raise level the feet, promote blood circulation if necessary.



STANDARD SPECIFICATION

- | | |
|-------------------------|----------------------|
| • Model | YA-DH5-2U |
| • Overall size | 2160*1030 *400-800mm |
| • Lying size | 1900*900 mm |
| • Backrest adjustable | 0-75° |
| • Footrest adjustable | 0-40° |
| • Height adjustable | 400-800mm |
| • Trendelenburg | 0-12° |
| • Reverse-Trendelenburg | 0-12° |
| • Loading capacity | 180kg |



MEDSURGE HEALTHCARE LIMITED
MUSEUM HILL CENTRE, MUSEUM ROAD
P.O. BOX 75534 00200
NAIROBI, KENYA
Tel: 0720 714 337
Email: info@medsurgehealth.co.ke
Web: www.medsurgehealth.co.ke